

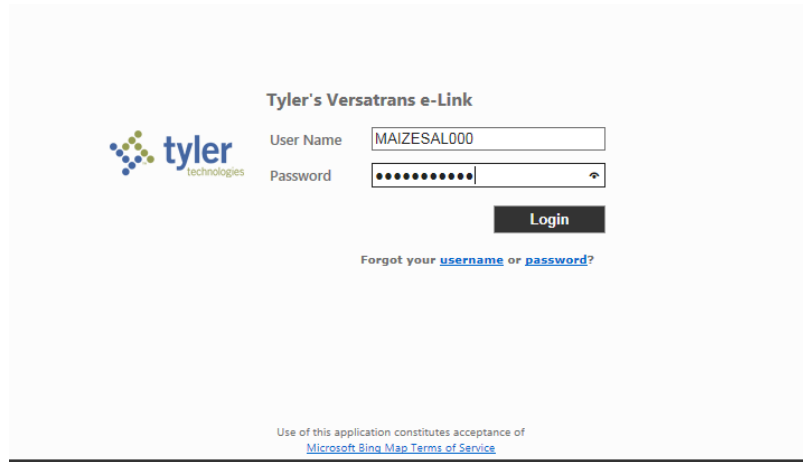
## USING E-LINK To Obtain Busing Information

Log into your Skyward Family Access account.

Click on District Links at the top right of the Window.

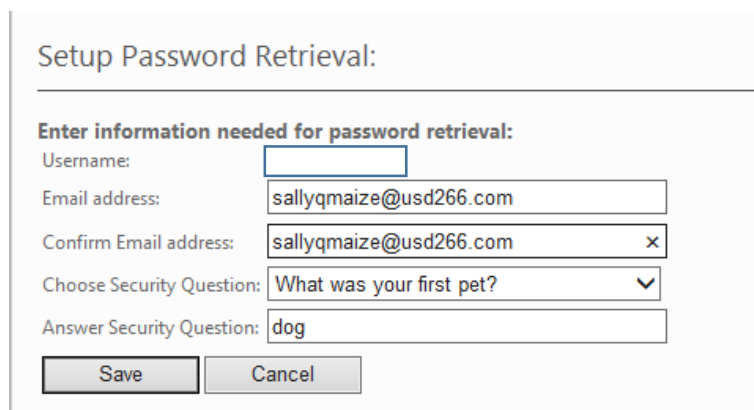
Choose ELink Busing Info from the drop-down list.

Log into E-Link using your Username and password sent to you via email.



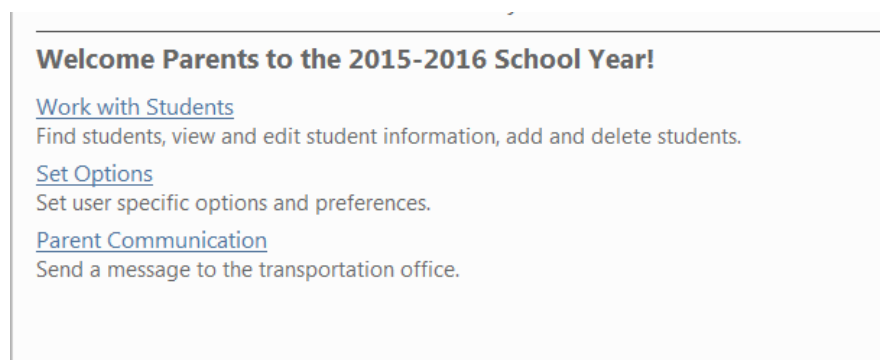
The screenshot shows the login interface for Tyler's Versatrans e-Link. On the left is the Tyler Technologies logo. To the right, there are two input fields: 'User Name' with the value 'MAIZESAL000' and 'Password' with masked characters. Below these fields is a black 'Login' button. Underneath the button is a link that says 'Forgot your [username](#) or [password](#)?'. At the bottom of the page, there is a small line of text: 'Use of this application constitutes acceptance of [Microsoft Bing Map Terms of Service](#)'.

Fill in the appropriate information to setup Password Retrieval; then click Save.



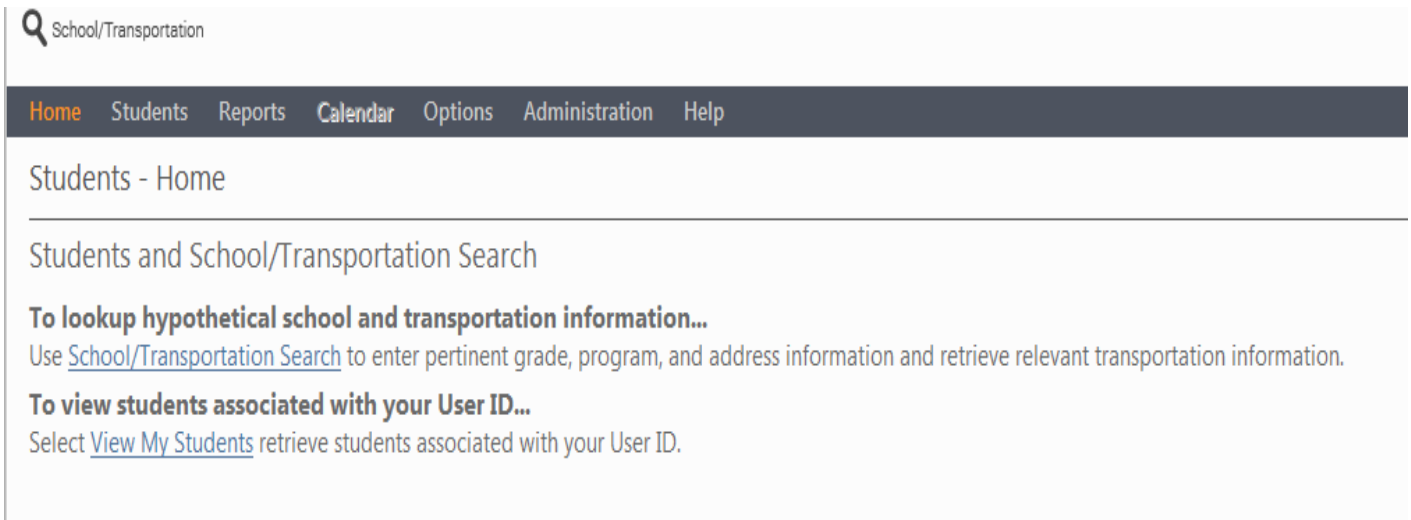
The screenshot shows a 'Setup Password Retrieval' form. The title is 'Setup Password Retrieval:'. Below the title is a section header 'Enter information needed for password retrieval:'. The form contains several fields: 'Username:' with an empty input box; 'Email address:' with the value 'sallyqmaize@usd266.com'; 'Confirm Email address:' with the value 'sallyqmaize@usd266.com' and a small 'x' icon; 'Choose Security Question:' with a dropdown menu showing 'What was your first pet?'; and 'Answer Security Question:' with the value 'dog'. At the bottom of the form are two buttons: 'Save' and 'Cancel'.

Click on Work with Students



The screenshot shows a page titled 'Welcome Parents to the 2015-2016 School Year!'. Below the title are three links with descriptions: [Work with Students](#) (Find students, view and edit student information, add and delete students.), [Set Options](#) (Set user specific options and preferences.), and [Parent Communication](#) (Send a message to the transportation office.).

Click on View my Students



School/Transportation

[Home](#) [Students](#) [Reports](#) [Calendar](#) [Options](#) [Administration](#) [Help](#)

## Students - Home

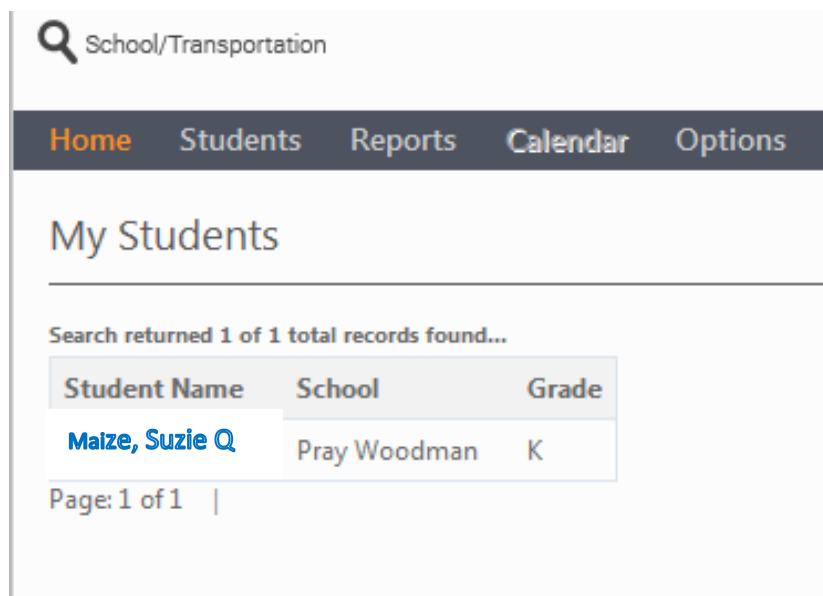
---

### Students and School/Transportation Search

**To lookup hypothetical school and transportation information...**  
Use [School/Transportation Search](#) to enter pertinent grade, program, and address information and retrieve relevant transportation information.

**To view students associated with your User ID...**  
Select [View My Students](#) retrieve students associated with your User ID.

Click on your student's name in the My Student list to view their information.



School/Transportation

[Home](#) [Students](#) [Reports](#) [Calendar](#) [Options](#)

## My Students

---

Search returned 1 of 1 total records found...

Student Name	School	Grade
<a href="#">Maize, Suzie Q</a>	Pray Woodman	K

Page: 1 of 1 |

View your bus number and pick up and drop off location in this window. For additional information and to obtain your driver's name and phone, scroll down and click on show basic information.

**Student Information**

First Name: **Suzie** Last Name: **Maize**  
 Student ID: **999009990** Middle Name: **Q**  
 Grade: **K** Last Name Suffix:  
 School: **Pray-Woodman** Legal Name:  
 Program: **PUBLIC SCHOOLS**  
 Eligibility: **B** Home Phone: **316-555-5555**  
 Family ID Gender: **F**

[Hide Transportation Information](#)

**Transportation Information**

**Transportation Information**

Request Information: Type: **IN** Status: **Ride** From: **W CHARTWELL@N COVINGTON@COVINGTON CI**

Days: **All** Walk Dist: **0.00 mi.** To: **Maize South High School** 7:15 AM

From	Time	Bus Days	To	Time
W CHARTWELL@N COVINGTON@COVINGTON CI AM	6:52	<b>43</b> MTWHF	NMS SCHOOL DRIVE@MSHS SCHOOL DRIVE	7:15 AM

Request Information: Type: **OUT** Status: **Ride** From: **Maize South High School** 2:51 PM

Days: **All** Walk Dist: **0.00 mi.** To: **W CHARTWELL@N COVINGTON@COVINGTON CI**

From	Time	Bus Days	To	Time
NMS SCHOOL DRIVE@MSHS SCHOOL DRIVE	2:51 PM	<b>43</b> MTWHF	W CHARTWELL@N COVINGTON@COVINGTON CI	3:22 PM

[Show Basic Information](#)

Next click on Show Info Fields

[Hide Basic Information](#)

Other Information

**Info Fields** [Show Info Fields](#)

Emergency Contact Info

Contact Name	Phone	Cell Phone	Work Phone	Email	Other	Relationship Preferred Method
Maize, Antie	316-555-5555					FRIEND

Scroll down and you will see your driver's name, phone number and date the busing service starts. If no name or phone number exist, please call 316-722-0582 to obtain this information.

**Info Fields** [Hide Info Fields](#)

Driver: **Driver Name**

Driver Phone No: **316-555-5555**

You will see additional buttons and links. If the buttons are not accessible it is because the user group you are in does not have access to the feature.